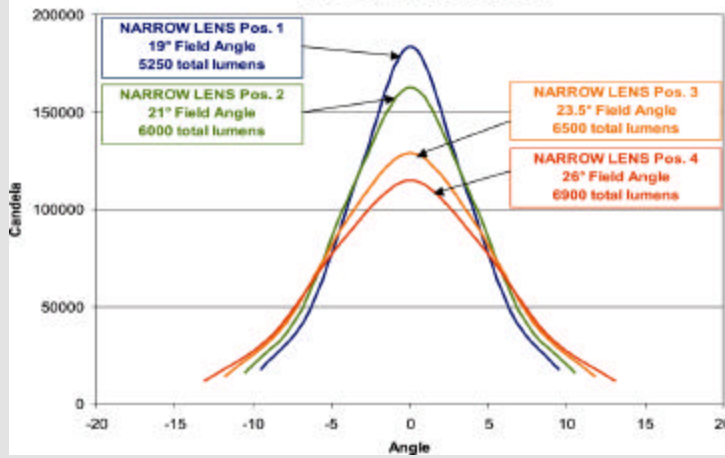


For Metric figures, read "Center Beam" values as in lux, and the throw and diameters will be in meters. For US figures, read "Center Beam" values as in footcandles, and the throw and diameters will be in feet. Values listed are based on average measurement of multiple fixtures and may vary slightly per individual fixture. Field angle measurements on graphs are rounded to the nearest half degree.

**Luminous Output for EC-2 Narrow Lens  
Zoom Positions 1 to 4**

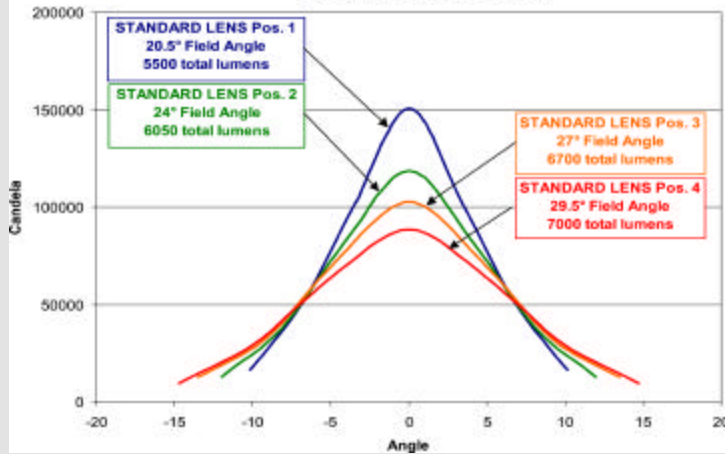


### Narrow Lens, Zoom Position 1

	Center Beam Candela	Beam Angle Degrees	Field Angle Degrees
	183,435	9	19
Throw	Center Beam	Beam Diameter	Field Diameter
5	7337	0.8	1.7
10	1834	1.6	3.3
15	815	2.4	5.0
20	459	3.1	6.7
25	293	3.9	8.4
30	204	4.7	10.0
35	150	5.5	11.7
40	115	6.3	13.4
45	91	7.1	15.1
50	73	7.9	16.7
55	61	8.7	18.4
60	51	9.4	20.1
65	43	10.2	21.8
70	37	11.0	23.4
75	33	11.8	25.1
80	29	12.6	26.8
85	25	13.4	28.4
90	23	14.2	30.1
95	20	15.0	31.8
100	18	15.7	33.5

continued

**Luminous Output for EC-2 Standard Lens  
Zoom Positions 1 to 4**

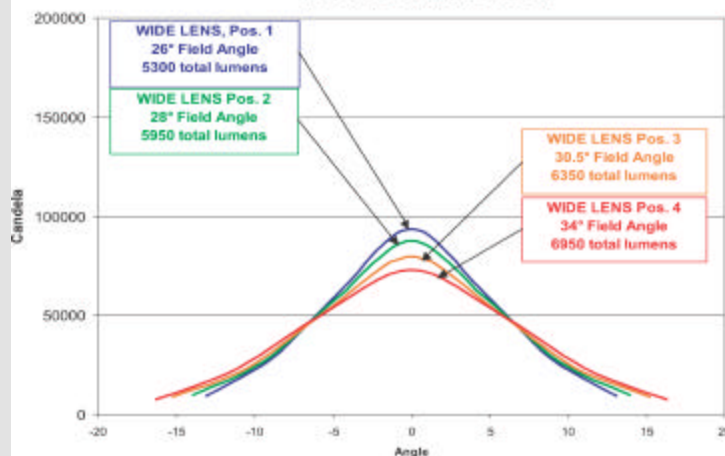


### Standard Lens, Zoom Position 1

	Center Beam Candela	Beam Angle Degrees	Field Angle Degrees
	150,601	12	20.4
Throw	Center Beam	Beam Diameter	Field Diameter
5	6024	1.1	1.8
10	1506	2.1	3.6
15	669	3.2	5.4
20	377	4.2	7.2
25	241	5.3	9.0
30	167	6.3	10.8
35	123	7.4	12.6
40	94	8.4	14.4
45	74	9.5	16.2
50	60	10.5	18.0
55	50	11.6	19.8
60	42	12.6	21.6
65	36	13.7	23.4
70	31	14.7	25.2
75	27	15.8	27.0
80	24	16.8	28.8
85	21	17.9	30.6
90	19	18.9	32.4
95	17	20.0	34.2
100	15	21.0	36.0

continued

**Luminous Output for EC-2 Wide Lens  
Zoom Positions 1 to 4**



### Wide Lens, Zoom Position 1

	Center Beam Candela	Beam Angle Degrees	Field Angle Degrees
	93,604	12	26.3
Throw	Center Beam	Beam Diameter	Field Diameter
5	3744	1.1	2.3
10	936	2.1	4.7
15	416	3.2	7.0
20	234	4.2	9.3
25	150	5.3	11.7
30	104	6.3	14.0
35	76	7.4	16.4
40	59	8.4	18.7
45	46	9.5	21.0
50	37	10.5	23.4
55	31	11.6	25.7
60	26	12.6	28.0
65	22	13.7	30.4
70	19	14.7	32.7
75	17	15.8	35.0
80	15	16.8	37.4
85	13	17.9	39.7
90	12	18.9	42.1
95	10	20.0	44.4
100	9	21.0	46.7

continued

### Narrow Lens, Zoom Position 2

	Center Beam Candela	Beam Angle Degrees	Field Angle Degrees
	162,654	11	21.1
Throw	Center Beam	Beam Diameter	Field Diameter
5	6506	1.0	1.9
10	1627	1.9	3.7
15	723	2.9	5.6
20	407	3.9	7.4
25	260	4.8	9.3
30	181	5.8	11.2
35	133	6.7	13.0
40	102	7.7	14.9
45	80	8.7	16.8
50	65	9.6	18.6
55	54	10.6	20.5
60	45	11.6	22.3
65	38	12.5	24.2
70	33	13.5	26.1
75	29	14.4	27.9
80	25	15.4	29.8
85	23	16.4	31.7
90	20	17.3	33.5
95	18	18.3	35.4
100	16	19.3	37.2

### Narrow Lens, Zoom Position 3

	Center Beam Candela	Beam Angle Degrees	Field Angle Degrees
	128,829	14	23.7
Throw	Center Beam	Beam Diameter	Field Diameter
5	5153	1.2	2.1
10	1288	2.5	4.2
15	573	3.7	6.3
20	322	4.9	8.4
25	206	6.1	10.5
30	143	7.4	12.6
35	105	8.6	14.7
40	81	9.8	16.8
45	64	11.1	18.9
50	52	12.3	21.0
55	43	13.5	23.1
60	36	14.7	25.2
65	30	16.0	27.3
70	26	17.2	29.4
75	23	18.4	31.5
80	20	19.6	33.6
85	18	20.9	35.7
90	16	22.1	37.8
95	14	23.3	39.9
100	13	24.6	42.0

### Narrow Lens, Zoom Position 4

	Center Beam Candela	Beam Angle Degrees	Field Angle Degrees
	114,615	15	26.2
Throw	Center Beam	Beam Diameter	Field Diameter
5	4585	1.3	2.3
10	1146	2.6	4.7
15	509	3.9	7.0
20	287	5.3	9.3
25	183	6.6	11.6
30	127	7.9	14.0
35	94	9.2	16.3
40	72	10.5	18.6
45	57	11.8	20.9
50	46	13.2	23.3
55	38	14.5	25.6
60	32	15.8	27.9
65	27	17.1	30.3
70	23	18.4	32.6
75	20	19.7	34.9
80	18	21.1	37.2
85	16	22.4	39.6
90	14	23.7	41.9
95	13	25.0	44.2
100	11	26.3	46.5

### Standard Lens, Zoom Position 2

	Center Beam Candela	Beam Angle Degrees	Field Angle Degrees
	118,540	13	24
Throw	Center Beam	Beam Diameter	Field Diameter
5	4742	1.1	2.1
10	1185	2.3	4.3
15	527	3.4	6.4
20	296	4.6	8.5
25	190	5.7	10.6
30	132	6.8	12.8
35	97	8.0	14.9
40	74	9.1	17.0
45	59	10.3	19.1
50	47	11.4	21.3
55	39	12.5	23.4
60	33	13.7	25.5
65	28	14.8	27.6
70	24	16.0	29.8
75	21	17.1	31.9
80	19	18.2	34.0
85	16	19.4	36.1
90	15	20.5	38.3
95	13	21.6	40.4
100	12	22.8	42.5

### Standard Lens, Zoom Position 3

	Center Beam Candela	Beam Angle Degrees	Field Angle Degrees
	102,553	15	27.1
Throw	Center Beam	Beam Diameter	Field Diameter
5	4102	1.3	2.4
10	1026	2.6	4.8
15	456	3.9	7.2
20	256	5.3	9.6
25	164	6.6	12.1
30	114	7.9	14.5
35	84	9.2	16.9
40	64	10.5	19.3
45	51	11.8	21.7
50	41	13.2	24.1
55	34	14.5	26.5
60	28	15.8	28.9
65	24	17.1	31.3
70	21	18.4	33.7
75	18	19.7	36.2
80	16	21.1	38.6
85	14	22.4	41.0
90	13	23.7	43.4
95	11	25.0	45.8
100	10	26.3	48.2

### Standard Lens, Zoom Position 4

	Center Beam Candela	Beam Angle Degrees	Field Angle Degrees
	88,535	16	29.5
Throw	Center Beam	Beam Diameter	Field Diameter
5	3541	1.4	2.6
10	885	2.8	5.3
15	393	4.2	7.9
20	221	5.6	10.5
25	142	7.0	13.2
30	98	8.4	15.8
35	72	9.8	18.4
40	55	11.2	21.1
45	44	12.6	23.7
50	35	14.1	26.3
55	29	15.5	29.0
60	25	16.9	31.6
65	21	18.3	34.2
70	18	19.7	36.9
75	16	21.1	39.5
80	14	22.5	42.1
85	12	23.9	44.8
90	11	25.3	47.4
95	10	26.7	50.0
100	9	28.1	52.7

### Wide Lens, Zoom Position 2

	Center Beam Candela	Beam Angle Degrees	Field Angle Degrees
	87,485	12.3	28
Throw	Center Beam	Beam Diameter	Field Diameter
5	3499	1.1	2.5
10	875	2.2	5.0
15	389	3.2	7.5
20	219	4.3	10.0
25	140	5.4	12.5
30	97	6.5	15.0
35	71	7.5	17.5
40	55	8.6	19.9
45	43	9.7	22.4
50	35	10.8	24.9
55	29	11.9	27.4
60	24	12.9	29.9
65	21	14.0	32.4
70	18	15.1	34.9
75	16	16.2	37.4
80	14	17.2	39.9
85	12	18.3	42.4
90	11	19.4	44.9
95	10	20.5	47.4
100	9	21.6	49.9

### Wide Lens, Zoom Position 3

	Center Beam Candela	Beam Angle Degrees	Field Angle Degrees
	79,558	12.5	30.5
Throw	Center Beam	Beam Diameter	Field Diameter
5	3182	1.1	2.7
10	796	2.2	5.5
15	354	3.3	8.2
20	199	4.4	10.9
25	127	5.5	13.6
30	88	6.6	16.4
35	65	7.7	19.1
40	50	8.8	21.8
45	39	9.9	24.5
50	32	11.0	27.3
55	26	12.0	30.0
60	22	13.1	32.7
65	19	14.2	35.4
70	16	15.3	38.2
75	14	16.4	40.9
80	12	17.5	43.6
85	11	18.6	46.3
90	10	19.7	49.1
95	9	20.8	51.8
100	8	21.9	54.5

### Wide Lens, Zoom Position 4

	Center Beam Candela	Beam Angle Degrees	Field Angle Degrees
	73,088	16	32.8
Throw	Center Beam	Beam Diameter	Field Diameter
5	2924	1.4	2.9
10	731	2.8	5.9
15	325	4.2	8.8
20	183	5.6	11.8
25	117	7.0	14.7
30	81	8.4	17.7
35	60	9.8	20.6
40	46	11.2	23.5
45	36	12.6	26.5
50	29	14.1	29.4
55	24	15.5	32.4
60	20	16.9	35.3
65	17	18.3	38.3
70	15	19.7	41.2
75	13	21.1	44.1
80	11	22.5	47.1
85	10	23.9	50.0
90	9	25.3	53.0
95	8	26.7	55.9
100	7	28.1	58.9